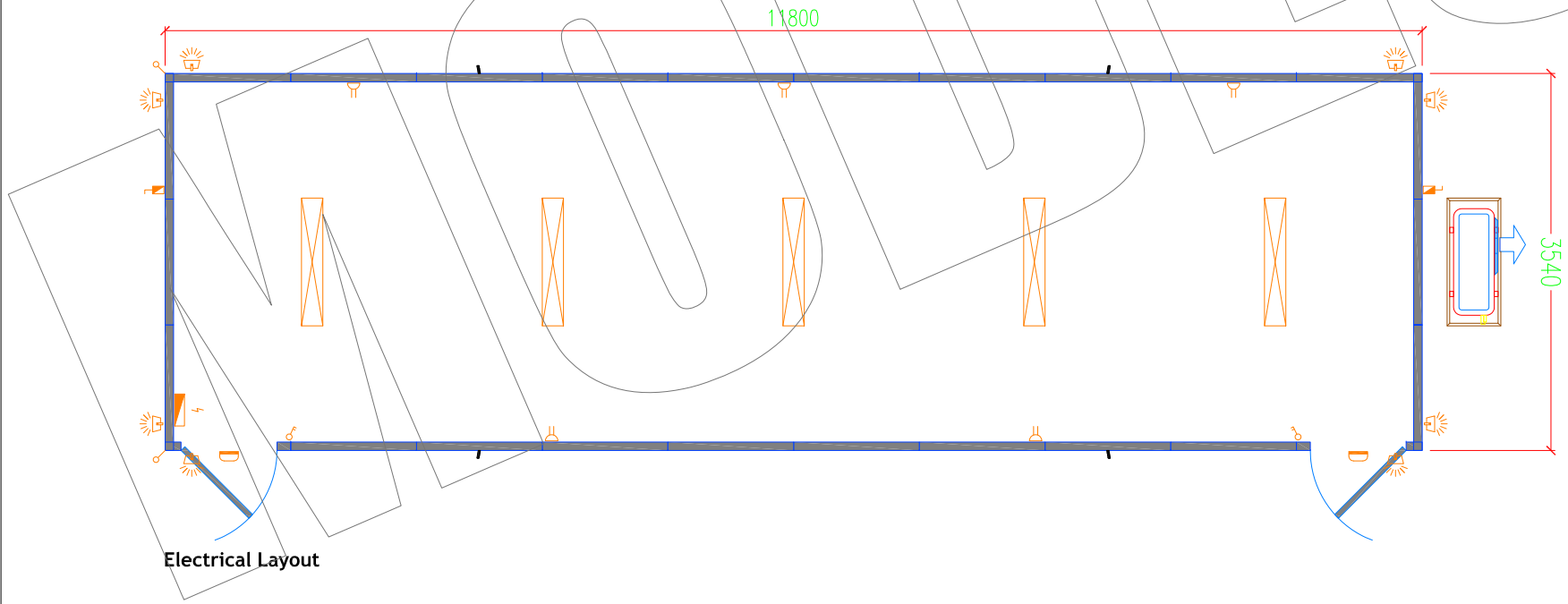


Floor Plan

Doors / Window

D1
 210cm x 90cm Flush Doors, 40mm semi-solid, stained teak veneer finish with Meranti lipping & door frame fitted with 3 brass hinges, lever handles, 50x65cm view pane fitted with clear safety wired-glass, rubber door stop & Solex lock with 3 keys



Electrical Layout

LEGEND	
	Sfngle, Double Gang Switches
	13A Double Swtched Socket
	32A Weatherproof AC Isolator
	Bulkhead Light IP54
	300W Halogen Light controlled by Photo Cell
	2x36W Double Fluorescent Light Fixture
	Distribution Panel
	Indoor A/C Unit - Wallmounted
	Aircon. Condenser Unit

CONTRACTOR:

MODEST COMPANY

P.O.BOX : 5741
 DUBAI, U.A.E
 JEBEL ALI Free Zone

TEL: 04-8814786
 FAX: 04-8812786

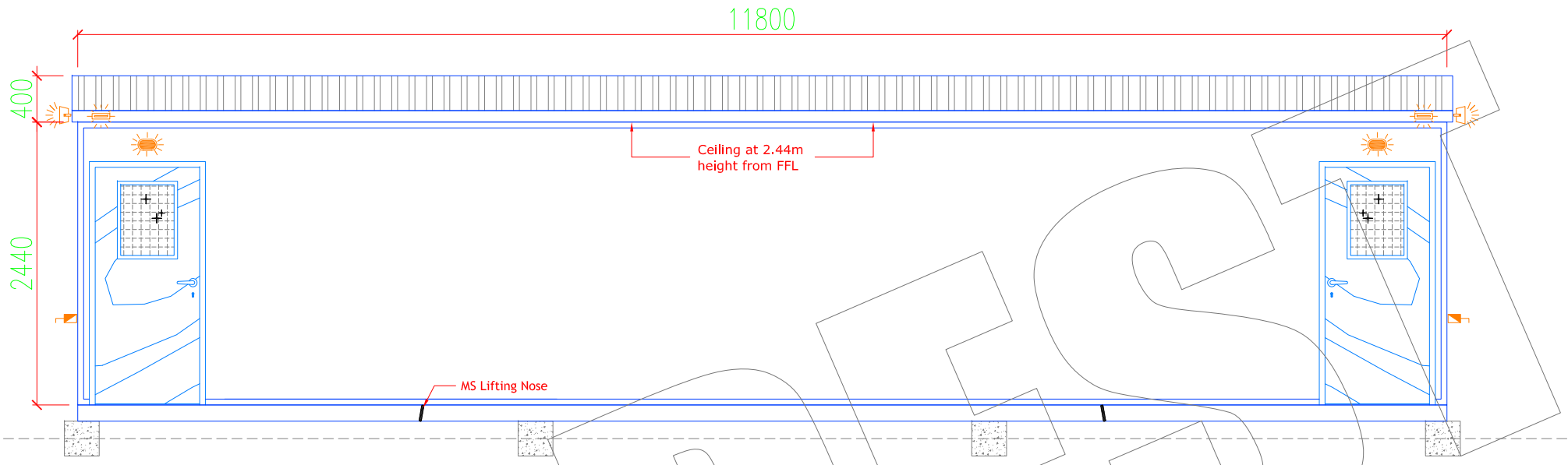


CLIENT :

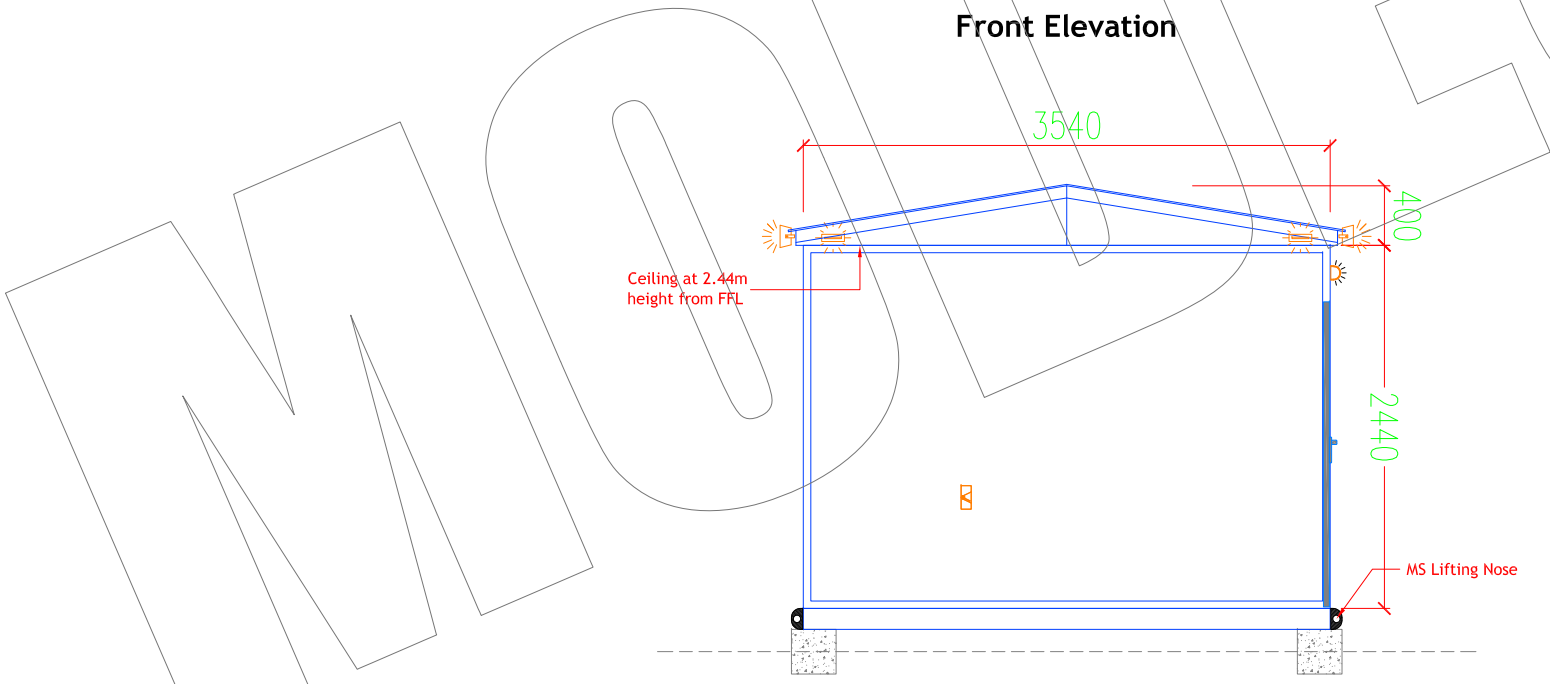
Project Title: 40' x 12' Open Plan Office Unit

Drawing Name: Floor + Electrical Plan

Date:	17-07-11	Drawing No: PO104-01
Size:	A4	
Original Scale:	n.t.s.	Revision:
Designed:	mhz.	



Front Elevation



Side Elevation

SUPPLIER:

MODEST COMPANY

P.O.BOX : 5741
DUBAI, U.A.E
JEBEL ALI Free Zone

TEL: 04-8814786
FAX: 04-8812786



CLIENT:

Project Title:

40' x 12'
Open Plan Office Unit

Drawing Name:

Elevations

Date:	17-07-11	Drawing No:	PO104-02
Size:	A4		
Original Scale:	n.t.s.	Revision:	
Designed:	mhz.		



PG-104

